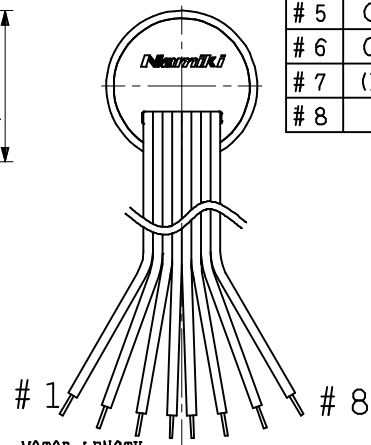
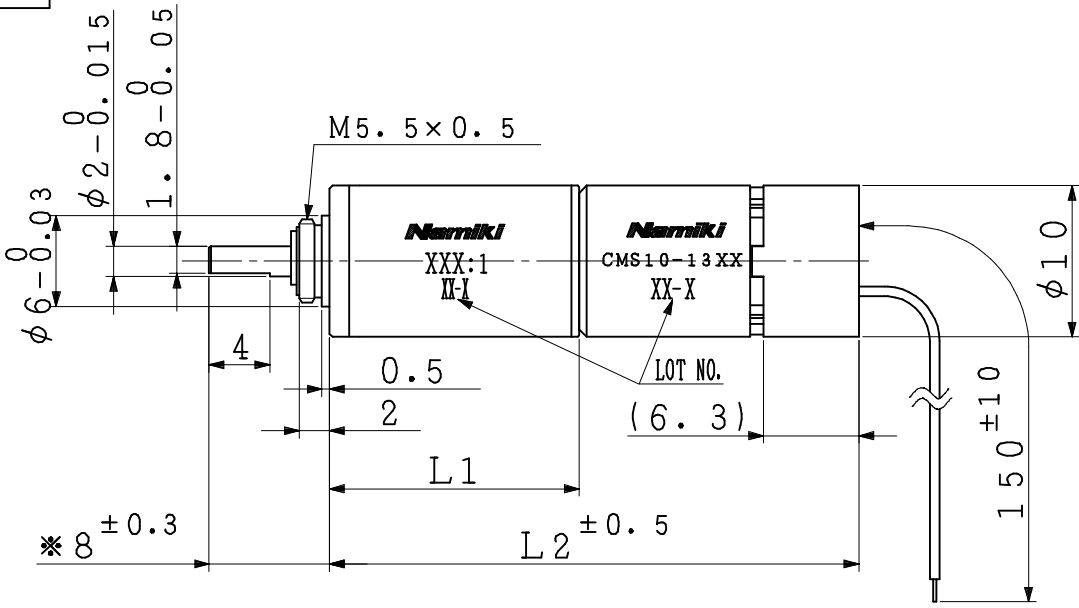
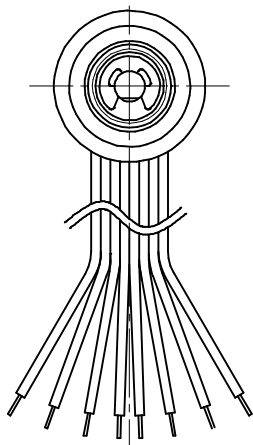


OPTICAL ENCODER  
ELECTRICAL CONNECTIONS  
PULSE/REV

# 1	(MOTOR+)
# 2	Vcc(DC5V±10%)
# 3	Ch. A
# 4	Ch. B
# 5	Ch. Z
# 6	GND
# 7	(MOTOR-)
# 8	NC



GEAR RATIO	MOTOR LENGTH	
	L1	L2
3.6	10.5	29
4.7	10.5	29
13	13.5	32
22	13.5	32
61	16.5	35
105	16.5	35
288	19.6	38.1
494	19.6	38.1

NOTE 1) MARKED(\*) IS OUTPUT SHAFT LENGTH MEASURED WHEN IT IS PUSHED TO MOTOR SIDE.

\* 印寸法は出力軸をモータ側に押しつけた時の値を示す。

2) LOT NO.

EXAMPLE) JANUARY, 2018

「18-A」

JANUARY:A, FEBRUARY:B...DECEMBER:L  
1月:A、2月:B...12月:L

「-」 :MADE IN THAILAND

「-」有り :海外工場生産

「-」NONE :MADE IN JAPAN

「-」無し :国内工場生産

THE END TWO DIGIT OF CHRISTIAN YEAR  
西暦年数末尾数字2桁

3) THE LEAD WIRE IS AWG30 UL2734.

リード線はAWG30 UL2734を使用する。

4) OUTSIDE DIAMETER IS NOT APPLIED TO THE CAULKING.

外径寸法公差はカシメ部を除く。

TOLERANCE				△	×				
DIMENSION(±)				ANGLE	△	×			
	0	1	2	3					
L≤6	0.05	0.1	0.1	0.2	±1°				
6<L≤30	0.1	0.1	0.2	0.5					
30<L≤120	0.15	0.2	0.3	0.8					
120<L	0.2	0.3	0.5	1.2					
MATERIAL	FINISH	QTY.	SCALE	2/1	TYPE	CMS10-13	P	0	
			UNIT	1/1mm	TITLE	OUTLINE DRAWING			
APPD.	CHK.	DSGN.	DRW.	DWG.NO.					
		Demachi	Demachi	REF.NO.					
		27-Jan°18	27-Jan°18	CHK.NO.	REMARK	Rev. 00			